



# TEST REPORT

Job No. 170400516SHA

Date: Apr 12,2017

REPORT NO. 170400516SHA-008

TEST OF ONE LED Luminaire  
MODEL NO. L23VL2ALDIM/40K

RENDERED TO  
Overdrive Electronics Pvt. Ltd  
C-121, Hosiery Complex, Phase2 Extn.

TEST: Electrical and Photometric as required to the IESNA LM-79 test standard.

LABORATORY NOTE: The laboratory that conducted the testing detailed in this report has been Qualified, Verified, and Recognized for LM-79 Testing for ENERGY STAR for Luminaires by NVLAP program.

AUTHORIZATION: The testing performed was authorized by signed quote number QSH170408009.

STANDARDS USED: The following American National Standards or Illuminating Engineering Society of North America Test Guides were used in part or totally to test each specimen:  
NEMA ANSLG C78.377: 2008 Specifications of the Chromaticity of Solid State Lighting Products  
IESNA LM-79: 2008 Approved Method for the Electrical and Photometric Measurements of Solid-State Lighting Products

DESCRIPTION OF SAMPLE: The client submitted one samples of model L23VL2ALDIM/40K. The sample was received by Intertek on Apr 01, 2017, in undamaged condition, and one sample was tested as received. The sample designations was 0170401-44-008.

DATES OF TESTS: Apr 01, 2017 through Apr 11, 2017

ISSUED BY: Intertek Testing Services Shanghai

TEST LOCATION: 7 floor, No.51, 1089 Qinzhou Road (North),Shanghai, China 200233

\*\*\*\*\* End of Page \*\*\*\*\*



**SUMMARY**

Model Number :	L23VL2ALDIM/40K
Description :	LED Luminaire

**Test Condition: 120V 60Hz for L23VL2ALDIM/40K**

Criteria	Result
Total Lumen Output	1926.89lm
Total Power	22.16W
Luminaire Efficacy	86.96lm/W
Power Factor	0.9787
Correlated Color Temperature (CCT)	4224K
Color Rendering Index (CRI)	85.0
Chromaticity Coordinate (x)	0.3709
Chromaticity Coordinate (y)	0.3702
Chromaticity Coordinate (u')	0.2214
Chromaticity Coordinate (v')	0.4973

\*\*\*\*\* End of Page \*\*\*\*\*



EQUIPMENT LIST

Equipment Used	Model Number	Control Number
Fluke Temperature Meter	52	EC2357
Everfine- DC Power Supply	WY12010	EC4753-7
Everfine- AC power source for Integrating Sphere System	VPS1010 PWM	EC4760-12
Everfine - AC power source for Goniophotometer System	VPS1060 PWM	EC4753-8
Two meter integrating sphere unit	Everfine – 2M	EC4760
Everfine - Digital Power Meter	PF2010A	EC4760-10
YOKOGAWA - Digital Power Meter	WT210	EC4553
Everfine – Goniophotometer	Go-R5000	EC4753

\*\*\*\*\* End of Page \*\*\*\*\*



**TEST METHOD**

**Seasoning in Sample Orientation – LED Products**

No seasoning was performed in accordance with IESNA LM-79

**Light Distribution and Output Measurements**

Light Distribution and total light output (luminous flux) were measured using a Go-R5000 Type-C Rotating Mirror Goniophotometer. Temperature 25°C and relative humidity of 60% was measured at a position in the testing laboratory.

The lamp rotates only around the fixed vertical axle in the prescribed burning position. The lamp and mirror permit the measurement of luminous intensity at the direction of any horizontal or vertical angle without tilting the lamp. The lamp was allowed to stabilize before measurements were made.

**Chromaticity Measurements**

Chromaticity was measured using a 2 meters integrating sphere spectral lamp measurement system. Temperature was measured at a position inside the sphere shielded from direct light. Relative humidity of 65% was measured at a position in the testing laboratory.

Spectral radiant flux measurements were made using spectroradiometer attached to the detector port of the integrating sphere. Each lamp was allowed to stabilize before measurements were made. The calibration of the integrating sphere spectroradiometer system is by the reference/standard lamps which are traceable to National Institute of Metrology P.R. CHINA. Lamp efficacy (lumens per watt) for each lamp model was then computed based on the luminous flux result. Electrical measurements including voltage, power and power factor were measured using YOKOGAWA - Digital Power Meter., model WT210.

Standard lamp used:  
Model: Labsphere SCL-1400  
Current: 2.679A

\*\*\*\*\* End of Page \*\*\*\*\*



**RESULTS OF TESTS**

**Test Condition: 120V 60Hz for L23VL2ALDIM/40K**

Total operation burning time: 71 min

Stabilization time: 61 min

Photometric Measurements at 25°C

Intertek Sample No.	Base Orientation	Correlated Color Temperature (K)	CRI	CIE 31' Chromaticity Coordinate	CIE 31' Chromaticity Coordinate	CIE 76' Chromaticity Coordinate	CIE 76' Chromaticity Coordinate
				(x)	(y)	(u')	(v')
L23VL2ALDIM/40K							
0170401-44-008	N/A	4224	85.0	0.3709	0.3702	0.2214	0.4973

Photometric and Electrical Measurements at 25°C

Intertek Sample No.	Base Orientation	Input Voltage (Vac)	Input Current (mA)	Input Power (Watts)	Input Power Factor	Absolute Luminous Flux	Lumen Efficacy
						(Lumens)	(Lumens Per Watt)
L23VL2ALDIM/40K							
0170401-44-008	N/A	120	188.6	22.16	0.9787	1926.89	86.96

Zonal Lumen Summary and Percentages at 25°C

Zone	Lumens (lm)	% Luminaire (%)
L23VL2ALDIM/40K		
0-30	37.06	1.92
0-40	99.61	5.17
0-60	346.74	18.00
0-135	1779.07	92.33
0-180	1926.89	100

Beam Angle

	Horizontal Spread (°)	Vertical Spread (°)
L23VL2ALDIM/40K		
Beam (50%)	107.0	356.4

\*\*\*\*\* End of Page \*\*\*\*\*

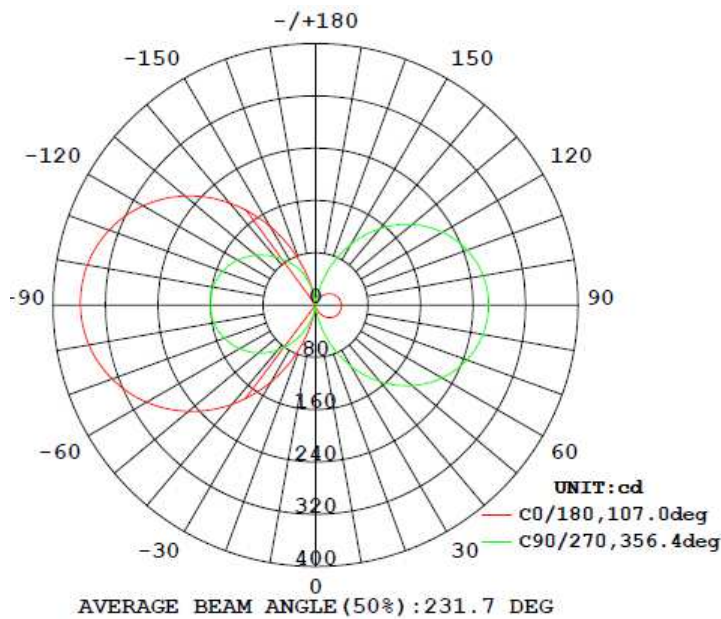


**RESULTS OF TESTS (cont'd)**

**Intensity (Candlepower) Summary at 25°C – Candelas**

**Test Condition: 120V 60Hz for L23VL2ALDIM/40K**

V \ H(°)	0	22.5	45	67.5	90
0	0.2	0.2	0.2	0.3	0.3
5	0.8	0.7	0.5	0.5	0.8
10	7.2	4.5	2.3	1.3	2.7
15	18.4	11.3	5.4	2.6	5.5
20	32.1	19.9	9.5	4.5	8.9
25	46.8	28.9	14.1	6.7	12.5
30	61.6	38.3	18.8	9.0	16.4
35	76.0	47.4	23.5	11.5	20.1
40	89.6	56.1	28.0	13.8	24.1
45	102.3	64.2	32.3	16.0	26.9
50	113.9	71.6	36.1	18.0	29.8
55	124.3	78.3	39.6	19.9	32.6
60	133.5	84.1	42.8	21.5	34.9
65	141.4	89.1	45.3	22.7	36.6
70	148.0	93.3	47.5	23.7	37.9
75	153.3	96.6	49.2	24.5	38.3
80	157.2	99.2	50.5	25.1	39.4
85	159.7	100.8	51.4	25.5	40.0
90	160.7	101.5	51.7	25.6	39.1



\*\*\*\*\* End of Page \*\*\*\*\*



RESULTS OF TESTS (cont'd)

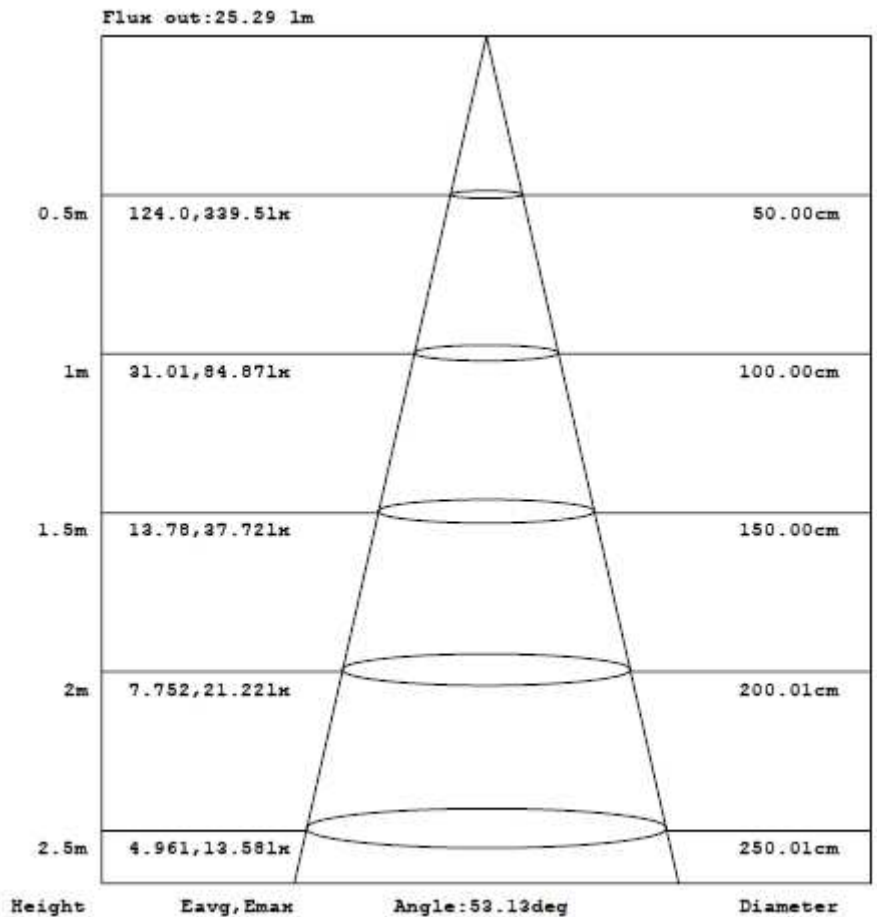
**Test Condition: 120V 60Hz for L23VL2ALDIM/40K**

Illumination Plots

Model No.: L23VL2ALDIM/40K

Mount Height: 2.5 m

Illuminance - Cone of Light



Note: The Curves indicate the illuminated area and the average illumination when the luminaire is at different distance.

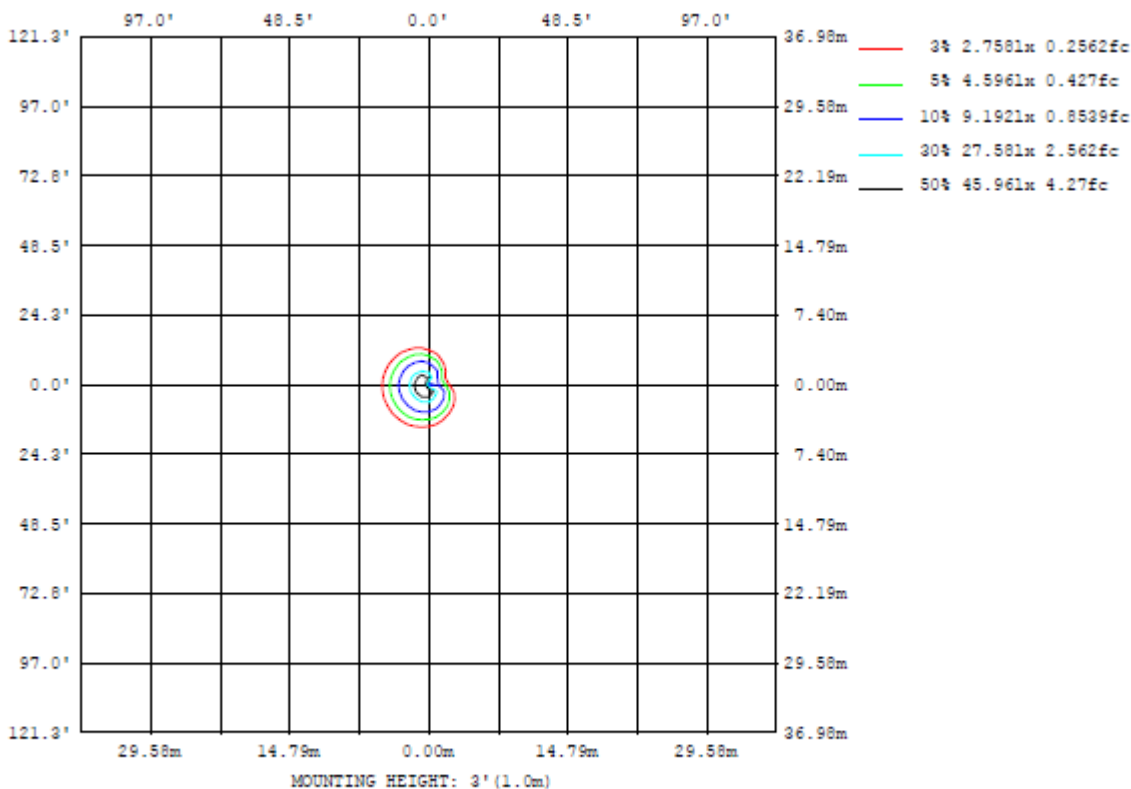
\*\*\*\*\* End of Page \*\*\*\*\*



RESULTS OF TESTS (cont'd)

**Test Condition: 120V 60Hz for L23VL2ALDIM/40K**

Model No.: L23VL2ALDIM/40K  
Mount Height: 3 m  
Isoillumination Plot



\*\*\*\*\* End of Page \*\*\*\*\*





RESULTS OF TESTS (cont'd)

Product Picture (not to scale)



External view

In Charge Of Tests:

Jordan Rao  
Project Engineer

Report Reviewed By:

Jimmy Wang  
Reviewer

Attachment: None

\*\*\*\*\* End of Report \*\*\*\*\*